


# NON-REVERSING CONTACTORS

## PRODUCT PROFILE

The complete range of ATC Diversified's **Non-Reversing Contactors** share common accessories, reducing inventory and enabling the devices to be customized for each application. Small size, IP20 guarded terminals with dual terminal markings, enhance the features and performance of your equipment.



### DELIVERING SUPERIOR PRODUCT QUALITY AND MANUFACTURING EXCELLENCE

✓ <b>Proven</b>	Our Standard Contactors are UL Listed and CE marked, meeting global standards requirements. 
✓ <b>Compact Size</b>	Reduced panel area for lower installed costs—Four (4) frame sizes directly interchangeable with other manufacturers.
✓ <b>Lower Cost</b>	Side mounted auxiliary contacts install without the use of tools for lower installed costs.
✓ <b>Convenient</b>	Wide variety of AC and DC operating coils for control circuit application flexibility. 50A to 105A DC operated devices feature electronic coil control.
✓ <b>Easy to Install</b>	35mm DIN rail mounting for all contactors from 9A to 105A for fast and easy installation and removal, or panel mounting for more secure installation in high shock and vibration applications.
✓ <b>Modular Design</b>	Modular design allows easy installation of our Overload Relays and the complete range of Motor Protection Circuit Breakers and accessories.
✓ <b>Visible Certifications</b>	Our product certifications and electrical ratings are clearly marked on the outside of the device for easy reference during installation.
✓ <b>Environmentally Friendly</b>	Environmentally friendly contacts are cadmium free and non-metallic materials are asbestos, halogen, and cadmium free. All ATC Diversified products are compliant to the RoHS directives.
✓ <b>Added Safety</b>	IP20 guarded terminals with dual terminal markings prevent accidental contact with live parts.

.....CON.	1	S	N	
<b>Coil Voltage</b>				
24V DC				24D
110V AC (50Hz) / 120V AC (60Hz)				120A
<b>Operator Type</b>				
Contactors	1			
<b>Contactors Size</b>				
Standard		S		
<b>Contactors Type</b>				
Non-Reversing			N	
<b>AC-3 Ampere Rating</b>				
9 Amp *				9
12 Amp				12
18 Amp				18
25 Amp				25
32 Amp				32
40 Amp				40
<b>Auxiliary Contact Information</b>				
Without Auxiliary Contacts *				W
1 Normally Open				X

\* 24V DC [24D] only

### UNIQUE PRODUCT LINE FEATURES

#### High Fault SCCR

- High fault short circuit current rating of 100kA @ 480V and 600V with Class J fuses, provides safety and reliability in high fault applications.

#### Integral Auxiliary

- Integral auxiliary contacts, 3 power poles + 1 auxiliary, are standard on all 9A to 25A contactors.

#### Seamless Compatibility

- 9A to 40A, AC/DC Contactors are compatible with directly mounted Overload Relays, and our 9A to 40A AC/DC Contactors direct mount onto our Motor Protection Circuit Breakers.

#### Common Accessories

- Designing starter assemblies and panels is easy! No more remembering which auxiliary works with each contactor. Our complete range of Contactors shares common accessories reducing inventory and simplifying installation and assembly.

#### Multi-Point Terminal Coils

- Four terminal coils on all 9A to 105A AC and DC operated contactors are easily accessible, two on the line side and two on the load side.

#### Quick Identification

- Enhanced markings, improved identification labels, and dual IEC and NEMA terminal markings ensure quick identification of product from all angles simplifying troubleshooting in panels with many devices.

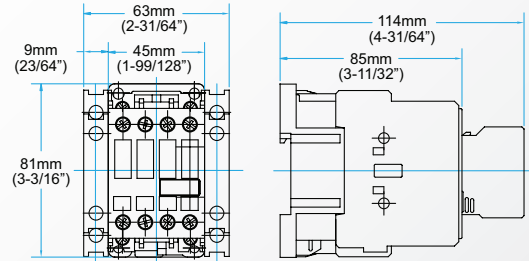
# NON-REVERSING CONTACTORS

## SPECIFICATIONS

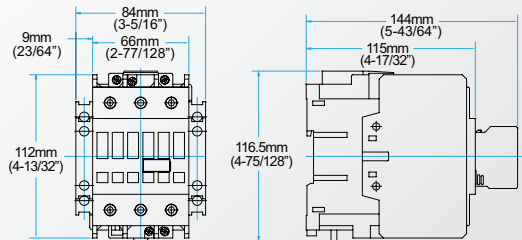
	UNITS	S9-S25	S32-S40
<b>ELECTRICAL GENERAL</b>			
Rated Operating Frequency	Hz	25 ~ 400	
Rated Coil Frequencies	mΩ	AC: 50Hz, 60Hz, 50/60Hz DC & DC/AC: 50/60Hz	
<b>ELECTRICAL UL/CSA APPLICATIONS</b>			
Rated Operating Voltage, Ue	VAC	600	
General Purpose Current Rating	A	32	60
<b>RATED 1 PHASE OPERATING CURRENT, Ie</b>			
115V	A	24	34
230V	A	28	
<b>RATED 1 PHASE OPERATING POWER, Pe</b>			
115V	HP	2	3
230V	HP	3	5
<b>RATED 3 PHASE OPERATING CURRENT, Ie</b>			
200V	A	25.3	32.2
230V	A	22	42
460V	A	21	40
575V	A	17	27
<b>RATED 3 PHASE OPERATING POWER, Pe</b>			
200V	HP	7-1/2	10
230V	HP	7-1/2	15
460V	HP	15	30
575V	HP	15	25
Size		0	1
Short Circuit Rating	kA	5	
Max. Fuse Size	A	60	
High Fault Short Circuit Rating	kA	100	
Max. Fuse Size	A	40	60
Electrical Endurance, AC-3 at Max. Rated 3 Phase Operating Power (@ 460V)	Ops. (mil.)	2.0	1.5
<b>ELECTRICAL IEC APPLICATIONS</b>			
Rated Insulation Voltage, Ui	V	1000	
Rated Impulse Voltage Withstand, Uimp	kV	6	
Rated Operating Voltage, Ue	VAC	690	
Rated Thermal Current, Ith for Ambient Temp. <55° C (131° F)	A	45	60
<b>RATED AC-1 OPERATING CURRENT, Ie</b>			
At 55° C (131° F)	A	45	60
At 70° C (158° F)	A	32	48
<b>RATED AC-3 OPERATING CURRENT, Ie</b>			
220 ~ 240V; 380 ~ 400V; 415 ~ 440V	A	25	40
500V	A	19	32
660 ~ 690V	A	15	25
<b>RATED 3 PHASE AC-3 OPERATING POWER, Pe</b>			
220 ~ 240V	kW	6.5	11
380 ~ 400V	kW	11	18.5
415 ~ 440V	kW	12.5	22
500V	kW	15	25
660 ~ 690V	kW	15	30
<b>RATED SHORT-TIME CURRENT, Icw</b>			
1 Second	A	630	1265
5 Seconds	A	280	450
10 Seconds	A	200	400
30 Seconds	A	115	230
1 Minute	A	80	165
3 Minutes	A	50	100
<b>MAXIMUM ELECTRICAL SWITCHING RATE</b>			
AC-1; AC-3	Ops./hr.	1200	
AC-4	Ops./hr.	360	200
Electrical Endurance, AC-3 at Max. Rated 3 Phase Operating Power (@400V)	Ops. (mil.)	1.8	1.3
Making Capacity	A	450	550
<b>BREAKING CAPACITY</b>			
Ue ≤ 400V; Ue = 500V	A	250	450
Ue = 690V	A	130	205
<b>ROHS COMPLIANCE</b>			

## DIMENSIONS

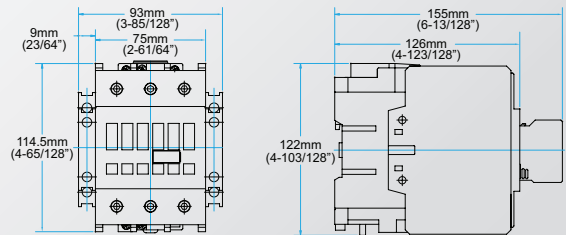
Non-Reversing, AC Coil, 9A to 25A



Non-Reversing, AC Coil, 50A to 80A



Non-Reversing, AC Coil, 95A to 105A



## PROVEN

### Conformity to Standards:

UL 508, 60947-4-1A

CSA C22.2 No. 14

IEC 60947-1, 60947-4-1

### Certifications:

UL File #: E236197 (Guide NLDX, NLDX7), E68568 (Guide NKCR, NKCR7)

CE Marked (per EU Low Voltage Directive 2006/95/EC and RoHS Directive 2011/65/EU)

