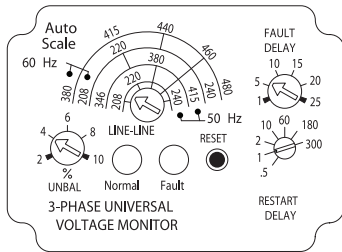
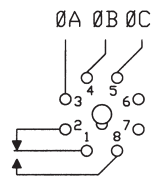
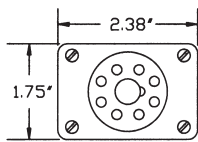
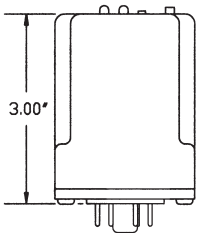


Universal Phase Monitor w/ Rapid Cycle Lockout & Diagnostic LED

TOP LABEL



DIMENSIONS (INCHES)



LED STATUS	CONDITION
GRN	NORMAL - RELAY ON
RED	FAULT DELAY: OV/UV
RED	UNBALANCE
RED	UNDER/OVER VOLT
YEL	REVERSAL
YEL	RESTART DELAY
YEL	ØB LOSS
GRN	ØA LOSS or
RED	ØC LOSS or
YEL	3-Ø POWER OFF
RED	(5) FAULT LOCKOUT:
YEL	MANUAL RESET REQ.

ORDERING INFORMATION

MODEL NUMBER	DESCRIPTION
SLU0201	Voltage/Phase Monitor

SLU-0201 Phase Monitor Relays (3-Phase Monitors) provide cost-effective protection against premature equipment failure caused by voltage faults on 3-Phase systems (Wye or Delta). The SLU-0201 Series multi-mode phase monitoring relay, was designed for the convenience of electrician's, maintenance managers and engineers. This device can be easily adjusted for the voltage, imbalance percentage and time delay requirements to protect against unbalanced voltages or single phasing regardless of any regenerative voltages.

Both **DELTA** and **WYE** systems may be monitored. In Wye systems, connections to neutral are NOT required. The SLU-0201 Series is UL Listed under UL File Number E55826.

NOTE: Can be used for most generator applications. Not recommended for variable frequency drive applications. Call technical support for application assistance.

SPECIFICATIONS

AUTO RANGING SCALES	Frequency	Nominal Line-to-Line Voltages	Adjustable Range
	60Hz	208, 220, 240, 380, 415, 440, 460, 480	200-250 360-500
	50Hz	208, 220, 240, 346, 380, 415	200-250 330-430
VOLTAGE BAND	Drop-out	±10% of Range Setting (Under/Over)	
	Pick-up	±7% of Range Setting (Under/Over)	
MAXIMUM VOLTAGE	550 VAC (Line-to-Line)		
PHASE SEQUENCE	ABC (Will Not Operate On CBA Sequence)		
POWER REQUIRED	90VA Max.		
PHASE UNBALANCE	2% to 10%, Adjustable Drop-out		Hysteresis 10% of Setting
PHASE SHIFT	13° Drop-out, 12° Pick-up (Ø-Loss)		
FREQUENCY SHIFT	Not Detected		
RAPID CYCLE	5 Cycle Lockout, 30 minute cycle count reset		
RESET	Automatic		
RELAY OUTPUT	SPDT, 10A @ 240VAC Resistive, 1/2 HP @240VAC		
INDICATOR LEDS	For Complete Fault Codes, See Table		
	Green	Flashing or On Solid = Relay Energized	
	Bi-Color Red/Yel	Flashing or On Solid = Relay De-Energized	
RESPONSE	Power Up	2.5 SEC Minimum	
	Fault Delay	1 to 25 SEC., Adjustable	
	Severe Fault	1 SEC. (Phase-Loss, Unbalance or Phase Reversal)	
	Restart	0.5 to 300 S, Adjustable (Auto Reset)	
TEMPERATURE RATINGS	Operate	32° to 131°F (0° to +55°C)	
	Storage	-49° to 185°F (-45° to +85°C)	
REPEAT ACCURACY	1% @ Fixed Condition		
ENCLOSURE	Style "A"	8-Pin Plug In LEXAN® Dust Cover	
WEIGHT	0.35 to 0.5 lbs.		